

MONTHLY REPORT OF DISBURSEMENTS  
 For the month of May 2022

Department: Department of Science and Technology (DOST)  
 Entity Name: PHILIPPINE SCIENCE HIGH SCHOOL - MIMAROPA REGION CAMPUS  
 Operating Unit: MIMAROPA Region Campus  
 Organization Code (UACS): 1901609015  
 Funding Source Code (as clustered): 01-Regular Agency Fund  
 (e.g. UACS Fund Cluster: 01- Regular Agency Fund, 02-Foreign Assisted Projects Fund, 03-Special Account-Local Fund/Domestic Grants Fund, etc.)

PARTICULARS	CURRENT YEAR BUDGET					PRIOR YEAR'S BUDGET											SUB-TOTAL	TRUST LIABILITIES				GRAND TOTAL					Remarks	
	PS	MOOE	Fin. Exp	CO	TOTAL	PRIOR YEAR'S ACCOUNTS PAYABLE				CURRENT YEAR'S ACCOUNTS PAYABLE					TOTAL	PS		MOOE	CO	TOTAL	PS	MOOE	Fin. Exp	CO	TOTAL			
						PS	MOOE	Fin. Exp	CO	PS	MOOE	Fin. Exp	CO	Sub-Total														
1	2	3	4	5	6=(2+3+4+5)	7	8	9	10	11=(7+8+9+10)	12	13	14	15	16=(12+13+14+15)	17=(11+16)	18=(6+17)	19	20	21	22=(19+20+21)	23	24	25	26	27=(23+24+25+26)	28	
<b>CASH DISBURSEMENTS</b>																												
Notice of Cash Allocation (NCA)	3,503,872.57	2,317,436.16	-	208,379.87	6,029,688.60	-	150,299.06	-	2,339,352.38	2,489,651.44	-	90,601.42	-	85,119.50	175,720.92	2,665,372.36	8,695,060.96	-	-	-	-	3,503,872.57	2,558,336.64	-	2,632,851.75	8,695,060.96		
MDS Checks Issued	393,230.32	1,384,908.52	-	-	1,778,138.84	-	7,499.06	-	1,684,727.06	1,692,226.12	-	-	-	-	-	1,692,226.12	3,470,364.96	-	-	-	-	393,230.32	1,392,407.58	-	1,684,727.06	3,470,364.96		
Advice to Debit Account	3,110,642.25	932,527.64	-	208,379.87	4,251,549.76	-	142,800.00	-	654,625.32	797,425.32	-	90,601.42	-	85,119.50	175,720.92	973,146.24	5,224,696.00	-	-	-	-	3,110,642.25	1,165,929.06	-	948,124.69	5,224,696.00		
Notice of Cash Allocation (NTA)	-	-	-	-	-	-	-	-	-	-	-	-	-	-	-	-	-	-	-	-	-	-	-	-	-	-	-	
MDS Checks Issued	-	-	-	-	-	-	-	-	-	-	-	-	-	-	-	-	-	-	-	-	-	-	-	-	-	-	-	
Advice to Debit Account	-	-	-	-	-	-	-	-	-	-	-	-	-	-	-	-	-	-	-	-	-	-	-	-	-	-	-	
Working Fund For FAPs	-	-	-	-	-	-	-	-	-	-	-	-	-	-	-	-	-	-	-	-	-	-	-	-	-	-	-	
Cash Disbursement Ceiling (CDC)	-	-	-	-	-	-	-	-	-	-	-	-	-	-	-	-	-	-	-	-	-	-	-	-	-	-	-	
<b>TOTAL CASH DISBURSEMENTS</b>	<b>3,503,872.57</b>	<b>2,317,436.16</b>	<b>-</b>	<b>208,379.87</b>	<b>6,029,688.60</b>	<b>-</b>	<b>150,299.06</b>	<b>-</b>	<b>2,339,352.38</b>	<b>2,489,651.44</b>	<b>-</b>	<b>90,601.42</b>	<b>-</b>	<b>85,119.50</b>	<b>175,720.92</b>	<b>2,665,372.36</b>	<b>8,695,060.96</b>	<b>-</b>	<b>-</b>	<b>-</b>	<b>-</b>	<b>3,503,872.57</b>	<b>2,558,336.64</b>	<b>-</b>	<b>2,632,851.75</b>	<b>8,695,060.96</b>		
<b>NON-CASH DISBURSEMENTS</b>																												
Tax Remittance Advices Issued (TRA)	224,800.00	21,224.37	-	9,827.15	255,851.52	-	10,019.94	-	164,263.77	174,283.71	-	3,220.18	-	4,874.75	8,094.93	182,378.64	438,230.16	-	-	-	-	224,800.00	34,464.49	-	178,965.67	438,230.16		
Non-Cash Availment Authority (NCAA)	-	-	-	-	-	-	-	-	-	-	-	-	-	-	-	-	-	-	-	-	-	-	-	-	-	-	-	
Disbursement effected through outright deduction from claims (please specify...)	-	-	-	-	-	-	-	-	-	-	-	-	-	-	-	-	-	-	-	-	-	-	-	-	-	-	-	
Overpayment of expenses (e.g. personnel benefits)	-	-	-	-	-	-	-	-	-	-	-	-	-	-	-	-	-	-	-	-	-	-	-	-	-	-	-	
Restitution for loss of government property	-	-	-	-	-	-	-	-	-	-	-	-	-	-	-	-	-	-	-	-	-	-	-	-	-	-	-	
Liquidated Damages and similar claims	-	-	-	-	-	-	-	-	-	-	-	-	-	-	-	-	-	-	-	-	-	-	-	-	-	-	-	
Others (TEF, BTr Documentary Stamp Tax, etc.)	224,800.00	21,224.37	-	9,827.15	255,851.52	-	10,019.94	-	164,263.77	174,283.71	-	3,220.18	-	4,874.75	8,094.93	182,378.64	438,230.16	-	-	-	-	224,800.00	34,464.49	-	178,965.67	438,230.16		
<b>TOTAL NON-CASH DISBURSEMENTS</b>	<b>224,800.00</b>	<b>21,224.37</b>	<b>-</b>	<b>9,827.15</b>	<b>255,851.52</b>	<b>-</b>	<b>10,019.94</b>	<b>-</b>	<b>164,263.77</b>	<b>174,283.71</b>	<b>-</b>	<b>3,220.18</b>	<b>-</b>	<b>4,874.75</b>	<b>8,094.93</b>	<b>182,378.64</b>	<b>438,230.16</b>	<b>-</b>	<b>-</b>	<b>-</b>	<b>-</b>	<b>224,800.00</b>	<b>34,464.49</b>	<b>-</b>	<b>178,965.67</b>	<b>438,230.16</b>		
<b>GRAND TOTAL</b>	<b>3,728,672.57</b>	<b>2,338,660.53</b>	<b>-</b>	<b>218,207.02</b>	<b>6,285,540.12</b>	<b>-</b>	<b>160,319.00</b>	<b>-</b>	<b>2,503,616.15</b>	<b>2,663,935.15</b>	<b>-</b>	<b>93,821.60</b>	<b>-</b>	<b>89,994.25</b>	<b>183,815.85</b>	<b>2,847,751.00</b>	<b>9,133,291.12</b>	<b>-</b>	<b>-</b>	<b>-</b>	<b>-</b>	<b>3,728,672.57</b>	<b>2,592,801.13</b>	<b>-</b>	<b>2,811,817.42</b>	<b>9,133,291.12</b>		

SUMMARY:

	<u>Previous Months</u>	<u>This Month</u> <u>(May)</u>	<u>As of Date</u>
Total Disbursement Authorities Received	32,110,608.44	13,421,530.16	45,532,138.60
NCA	30,023,057.00	12,976,000.00	42,999,057.00
NTA	58,400.00	7,300.00	65,700.00
Working Fund	-	-	-
TRA	2,029,151.44	438,230.16	2,467,381.60
CDC	-	-	-
NCAA	-	-	-
Others (CDT, BTr Docs Stamp, etc.)	-	-	-
Less: Notice of Transfer Allocations (NTA)* issued	-	-	-
<b>Total Disbursements Authorities Available</b>	<b>32,110,608.44</b>	<b>13,421,530.16</b>	<b>45,532,138.60</b>
Less: Lapsed NCA	103.40	-	103.40
Disbursements **	31,078,047.30	9,133,291.12	40,211,338.42
Less: Other Non-Cash Disbursements	-	-	-
Disbursements effected through outright deductions from claims	-	-	-
Overpayment of expenses (e.g. personnel benefits)	-	-	-
Restitution for loss of government property	-	-	-
Liquidated Damages and similar claims	-	-	-
Others (TEF, BTr Documentary Stamp Tax, etc.)	-	-	-
Add/Less: Adjustments (e.g. cancelled/staled checks)	-	-	-
<b>Balance of Disbursements Authorities as of to date</b>	<b>1,032,457.74</b>	<b>4,288,239.04</b>	<b>5,320,696.78</b>

	<u>Previous Months</u>	<u>This Month</u> <u>(May)</u>	<u>As of Date</u>
Total Disbursements Program	43,836,638.00	17,707,160.00	61,543,798.00
Less: * Actual Disbursements	31,078,047.30	9,133,291.12	40,211,338.42
(Over)/Under spending	<b>12,758,590.70</b>	<b>8,573,868.88</b>	<b>21,332,459.58</b>

Notes: The use of NTA is discouraged

\* Amounts should tally


\*\* Amounts should tally with the grand total disbursements (column 27)

**MONTHLY REPORT OF DISBURSEMENTS**  
 For the month of May 2022


Department: Department of Science and Technology (DOST)  
 Entity Name: PHILIPPINE SCIENCE HIGH SCHOOL - MIMAROPA REGION CAMPUS  
 Operating Unit: MEMAROPA Region Campus  
 Organization Code (UACS): 1901609015  
 Funding Source Code (as clustered): 01-Regular Agency Fund  
 (e.g. UACS Fund Cluster: 01- Regular Agency Fund, 02-Foreign Assisted Projects Fund, 03-Special Account-Local Funded/Domestic Grants Fund, etc.)

PARTICULARS	CURRENT YEAR BUDGET					PRIOR YEAR'S BUDGET										SUB-TOTAL	TRUST LIABILITIES				GRAND TOTAL					Remarks	
	PS	MOOE	Fin. Exp	CO	TOTAL	PRIOR YEAR'S ACCOUNTS PAYABLE				CURRENT YEAR'S ACCOUNTS PAYABLE					TOTAL		PS	MOOE	CO	TOTAL	PS	MOOE	Fin. Exp	CO	TOTAL		
						PS	MOOE	Fin. Exp	CO	PS	MOOE	Fin. Exp	CO	Sub-Total													
1	2	3	4	5	6=(2+3+4+5)	7	8	9	10	11=(7+8+9+10)	12	13	14	15	16=(12+13+14+15)	17=(11+16)	18=(6+17)	19	20	21	22=(19+20+21)	23	24	25	26	27=(23+24+25+26)	28


Certified Correct:

  
**MAY F. FAMATIGA**  
 ACCOUNTANT II  
 05/06/2022

Recommending Approval by:

  
**MERIAM E. FALLAR**  
 FAD CHIEF/AO V  
 05/06/2022

Approved By:

  
**EDWARD C. ALBARACIN**  
 DIRECTOR III  
 05/06/2022